

Second Law Analysis of Ion Slip Effect on MHD Couple Stress Fluid

Abiodun A. Opanuga*, Hilary I. Okagbue, Olusunmbo O. Agboola, Sheila A. Bishop

Abstract— This paper is concerned with the numerical investigation of entropy generation in viscous incompressible MHD couple stress fluid in a rotating frame of reference. An approximate solution of the dimensionless velocity and temperature profiles are obtained and used to calculate the entropy generation rate and Bejan number. The influences of the governing parameters on velocity, temperature, entropy generation and Bejan number are presented with the aid of graphs.

Keywords—Adomian decomposition method, Couple stress fluid, Entropy generation, Ion slip, MHD, Bejan number

I. INTRODUCTION

COUPLE stress fluid theory was proposed by Stokes [1] to demonstrate its microrotation effects which could not be described by the classical Navier-Stokes theory. This type of fluid has attracted the attention of many researchers due to its numerous applications in various engineering and industrial processes such as extrusion of polymer fluids, solidification of liquid crystals, cooling of metallic plate in a bath, colloidal solutions, synovial joints (shoulder, hip, knee and ankle), geophysics, chemical engineering and astrophysics. Since then extension has been done, to include studies of hydrodynamic couple stress fluid [2-5], blood flows [6-7], journal bearings [8-9], squeeze films [10-11], couple irreversibility [12-18] where various factors associated with couple stress irreversibility are investigated. Others are [19-21]. The aim of this paper is to analyse the influence of Ion slip on the entropy generation of MHD couple stress fluid using the rapidly convergent Adomian decomposition method to solve the dimensionless velocity and temperature profiles obtained from the governing equations. This technique has been applied to various flow problems [22-25] and other linear and non-linear models [26-30].

The organization of the paper is as follows: section presents formation of the governing equations, Adomian decomposition method of solution is treated in section 3 and section 4 is based on

This work was supported by Covenant University Centre for Research, Innovation and Development, Ota, Nigeria.

A. A. Opanuga, H.I. Okagbue, O.O. Agboola and S.A. Bishop are with the Department of Mathematics, Covenant University, Ota, Nigeria.(e-mail: abiodun.opanuga@covenantuniversity.edu.ng, hilary.okagbue@covenantuniversity.edu.ng, ola.agboola@covenantuniversity.edu.ng, sheila.bishop@covenantuniversity.edu.ng).

the discussion of results and final remarks are made in section 5.

II. PROBLEM FORMULATION

Consider the viscous incompressible and electrically conducting couple stress fluid bounded by two infinite horizontal parallel plates with convective heating separated by a distance d . Let a cartesian co-ordinate system be chosen such that the x -axis is along the lower plate in the direction of the flow, the y -axis is perpendicular to the plates while the z -axis is normal to xy -plane. Assumption of relatively high electron-atom collision frequency is taken so that the impact of ion slip cannot be neglected. The entire system is rotating with an angular velocity Ω^* about the normal to the plate. The flow is fully hydrodynamically and thermally developed, therefore the fluid velocity and the temperature in the channel are functions of y only. Following the assumptions above, the governing equations for the flow can be written [31] as

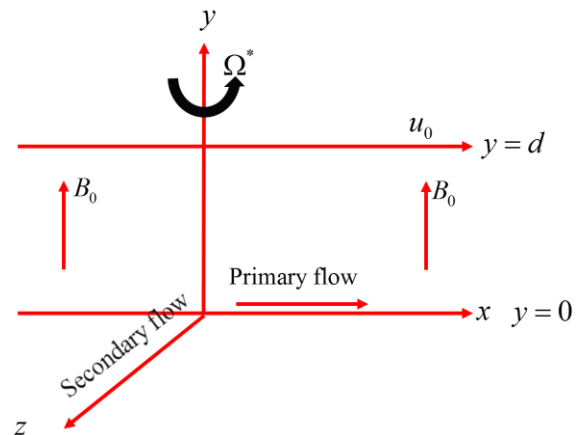


Figure 1: Geometry of the problem

$$2\Omega^* w^* = -\frac{dp}{dx} + \mu \frac{d^2 u^*}{dy^{*2}} - \lambda \frac{d^4 u^*}{dy^{*4}} - \sigma B_0^2 u^*; \quad (1)$$

$$u^*(0) = \frac{d^2 u^*}{dy^{*2}}(0) = 0 = u^*(d) = \frac{d^2 u^*}{dy^{*2}}(d),$$

$$-2\Omega^* u^* = \mu \frac{d^2 w^*}{dy^{*2}} - \lambda \frac{d^4 w^*}{dy^{*4}} - \sigma B_0^2 w^*; \tag{2}$$

$$w^*(0) = \frac{d^2 w^*}{dy^{*2}}(0) = 0 = w^*(d) = \frac{d^2 w^*}{dy^{*2}}(d),$$

$$0 = k \frac{d^2 T^*}{dy^{*2}} + \mu \left[\left(\frac{du^*}{dy^*} \right)^2 + \left(\frac{dw^*}{dy^*} \right)^2 \right] + \lambda \left[\left(\frac{d^2 u^*}{dy^{*2}} \right)^2 + \left(\frac{d^2 w^*}{dy^{*2}} \right)^2 \right] + \tag{3}$$

$$\sigma B_0^2 (u^{*2} + w^{*2}); T^*(0) = T^*(d) = 0.$$

where u and w are the velocity components in the x and z directions respectively, μ is the dynamic viscosity, λ is the coefficient of couple stresses, σ is the electrical conductivity, B_0 is the magnetic parameter, k is the thermal conductivity, T is fluid temperature and d the channel width.

The dimensionless variables introduced are as follows

$$y = \frac{y^*}{d}, u = \frac{u^*}{U}, w = \frac{w^*}{U}, \theta = \frac{T^* - T_0}{T_d - T_0}, a = \mu \frac{d^2}{\lambda} \tag{4}$$

then equations (1-3) become

$$2K^2 w = G + \frac{d^2 u}{dy^2} - \frac{1}{a^2} \frac{d^4 u}{dy^4} - M^2 u; \tag{5}$$

$$u(0) = u''(0) = 0 = u(1) = u''(1),$$

$$-2K^2 u = \frac{d^2 w}{dy^2} - \frac{1}{a^2} \frac{d^4 w}{dy^4} - M^2 w; \tag{6}$$

$$w(0) = w''(0) = 0 = w(1) = w''(1),$$

$$\frac{d^2 \theta}{d\eta^2} = -Br \left[\left(\frac{du}{dy} \right)^2 + \left(\frac{dw}{dy} \right)^2 \right] + \frac{Br}{a^2} \left[\left(\frac{d^2 u}{dy^2} \right)^2 + \left(\frac{d^2 w}{dy^2} \right)^2 \right] + \tag{7}$$

$$BrM^2 (u^2 + v^2); \theta(0) = 0, \theta(1) = 1.$$

where $G = -\frac{d^2}{\mu U} \frac{dP}{dx}$ is the pressure gradient parameter,

$\Omega = \frac{T_d - T_0}{T_0}$ is the temperature difference parameter,

$Br = \frac{\mu U^2}{k(T_\infty - T_0)}$ is the Brinkman number, $K^2 = \frac{\Omega^* d^2}{\mu}$ is

the rotation parameter, $M^2 = \frac{\sigma B_0^2 d^2}{\mu}$ is the Hartman

number, $a^2 = \frac{\mu d^2}{\lambda}$ is the couple stress parameter.

III. ADOMIAN DECOMPOSITION METHOD OF SOLUTION

Application of Adomian decomposition method requires that the differential equations (5) – (7) are written in the integral forms as follows

$$u(y) = \alpha_1 y + \frac{\alpha_2}{3!} y^3 + \tag{7}$$

$$a^2 \int_0^y \int_0^y \int_0^y \int_0^y \left\{ 2K^2 w + G - \frac{d^2 u}{dY^2} + M^2 u \right\} dY dY dY dY,$$

$$w(y) = \beta_1 y + \frac{\beta_2}{3!} y^3 + \tag{8}$$

$$a^2 \int_0^y \int_0^y \int_0^y \int_0^y \left\{ -2K^2 u - \frac{d^2 w}{dY^2} + M^2 w \right\} dY dY dY dY,$$

$$\theta(y) = f_1 +$$

$$\int_0^y \int_0^y \left\{ -Br \left(\frac{du}{dY} \right)^2 + \left(\frac{dw}{dY} \right)^2 + \frac{Br}{a^2} \left[\left(\frac{d^2 u}{dY^2} \right)^2 + \left(\frac{d^2 w}{dY^2} \right)^2 \right] + BrM^2 (u^2 + w^2) \right\} dY dY. \tag{9}$$

Where $\alpha_1, \alpha_2, \beta_1, \beta_2$ and f_1 are constants to be computed at $y = 1$. Assuming following solution for equations (7)-(9)

$$u(y) = \sum_{n=0}^{\infty} u_n(y), \quad w(y) = \sum_{n=0}^{\infty} w_n(y), \tag{10}$$

$$\theta(y) = \sum_{n=0}^{\infty} \theta_n(y),$$

Substituting (10) in (7)-(9) yields the following

$$\sum_{n=0}^{\infty} u_n(y) = \alpha_1 y + \frac{\alpha_2}{3!} y^3 + \int_0^y \int_0^y \int_0^y \int_0^y \{ G \} dY dY dY dY; \tag{11}$$

$$\sum_{n=0}^{\infty} u_{n+1}(y) =$$

$$a^2 \int_0^y \int_0^y \int_0^y \int_0^y \left\{ 2K^2 w_n - \frac{d^2 u_n}{dY^2} + M^2 u_n \right\} dY dY dY dY, n \geq 0$$

$$\sum_{n=0}^{\infty} w_0(y) = \beta_1 y + \frac{\beta_2}{3!} y^3;$$

$$\sum_{n=0}^{\infty} w_{n+1}(y) = \tag{12}$$

$$a^2 \int_0^y \int_0^y \int_0^y \int_0^y \left\{ \frac{d^2 w_n}{dY^2} + M^2 w_n \right\} dY dY dY dY, n \geq 0$$

$$\sum_{n=0}^{\infty} \theta_0(y) = f_1; \sum_{n=0}^{\infty} \theta_{n+1}(y) =$$

$$\left\{ -Br \left(\frac{du}{dY} \right)^2 + \left(\frac{dv}{dY} \right)^2 + \right.$$

$$\left. - \int_0^y \int_0^y \left\{ \frac{Br}{a^2} \left(\left(\frac{d^2 u}{dY^2} \right)^2 + \left(\frac{d^2 v}{dY^2} \right)^2 \right) \right\} dY dY \right\} + BrM^2 (A_n + B_n) \tag{13}$$

Where A_n and B_n are the Adomian polynomials that can be computed as follows

$$A_0 = u^2, A_1 = 2u_0 u_1, A_2 = u_1^2 + 2u_0 u_2;$$

$$\tag{14}$$

$$B_0 = w^2, B_1 = 2w_0 w_1, B_2 = w_1^2 + 2w_0 w_2$$

The final stage of implementation of Adomian technique is the coding of equations (11)-(13) in a computer algebra package known as Mathematica. The graphical results are presented in Figures 2-5.

IV. RESULTS AND DISCUSSION

To study the influence of rotation and convective heating parameters on the dimensionless velocity, temperature, entropy generation expression and Bejan number, some plots are presented in Figures 2-5.

Figures 2a and 2b display the rotation effect on fluid velocity; the plots indicate a decrease in primary velocity while secondary velocity is enhanced. This is physically correct since rotation is known to enhance secondary fluid velocity in the flow-field by retarding the primary fluid velocity. The reason is that Coriolis force is dominant in the region near to the axis of rotation.

In Figures 2c and 2d it is shown that both primary and secondary velocities decay with a rise in magnetic parameter. The Lorentz force effect is attributed to this phenomenon; the applied magnetic field clutches fluid particles together and thus impedes fluid flow.

In Figures 3a, 3b and 3c the temperature response for several values of rotation parameter (K^2), lower Biot number (Bi_1) and upper Biot number (Bi_2) are displayed. It is seen that temperature rises as rotation parameter and lower Biot number increase; while it decreases with a rise in

convective cooling. The rise in temperature is expected due to exchange of heat between the lower wall and fluid particles where there is convective heating, however a reverse phenomenon is experienced at the upper plate with Newtonian cooling as depicted in Fig 3c.

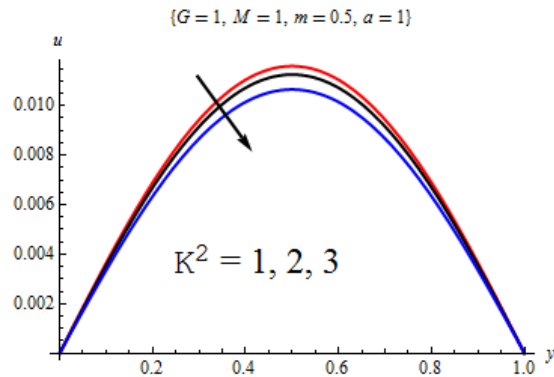


Figure2a: Primary velocity for different K^2

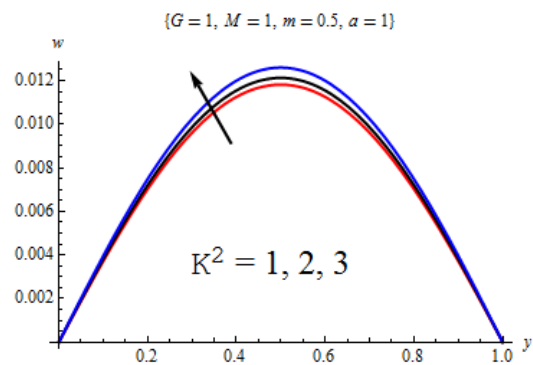


Figure2b: Secondary velocity for different K^2

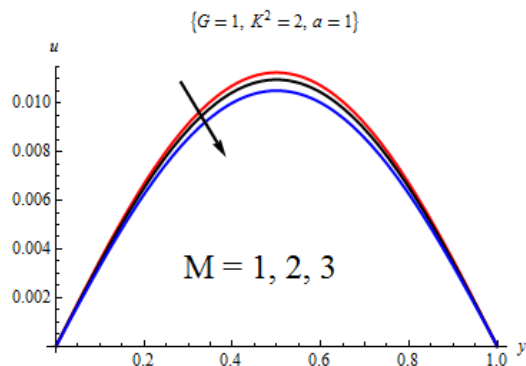


Figure2c: Primary velocity for different M

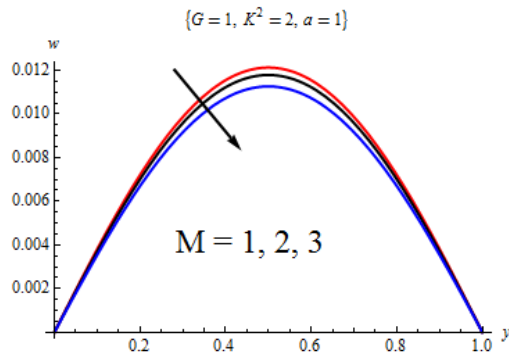


Figure 2d: Secondary velocity for different M

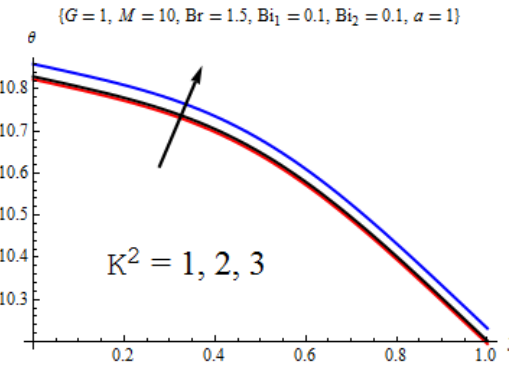


Figure 3a: Temperature profile for different K^2

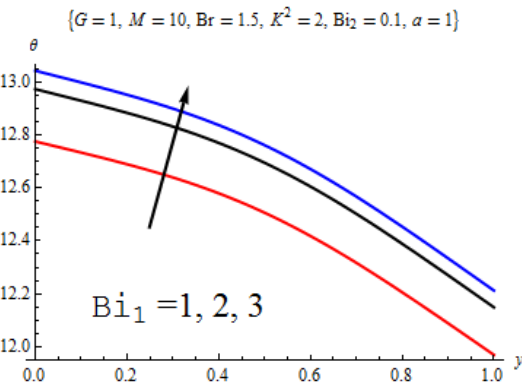


Figure 3b: Temperature profile for different Bi_1

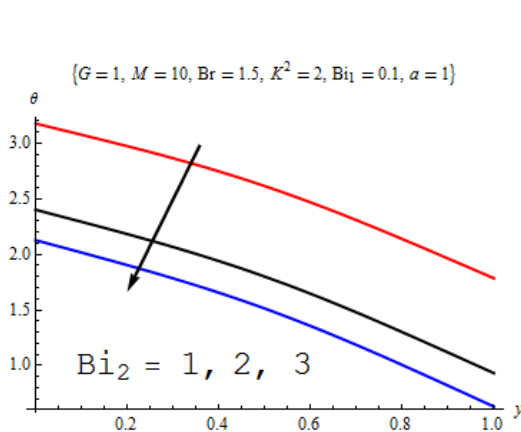


Figure 3c: Temperature profile for different Bi_2

ENTROPY GENERATION ANALYSIS

The entropy generation expression (see Bejan [32]) for the flow is written as

$$E_G = \frac{k}{T_0^2} \left(\frac{dT^*}{dy^*} \right)^2 + \frac{\mu}{T_0} \left[\left(\frac{du^*}{dy^*} \right)^2 + \left(\frac{dw^*}{dy^*} \right)^2 \right] + \frac{\lambda}{T_0} \left[\left(\frac{d^2u^*}{dy^{*2}} \right)^2 + \left(\frac{d^2w^*}{dy^{*2}} \right)^2 \right] + \frac{\sigma B_0^2}{T_0} (w^{*2} + u^{*2}), \tag{15}$$

Entropy generation expression in equation (15) consists of heat transfer irreversibility, fluid friction irreversibility, couple stress irreversibility and magnetic field irreversibility respectively.

Substituting (4) in equation (15) yields the dimensionless entropy generation expression as

$$N_s = \left(\frac{d\theta}{d\eta} \right)^2 + \frac{Br}{\Omega} \left[\frac{1}{a^2} \left[\left(\frac{d^2u}{dy^2} \right)^2 + \left(\frac{d^2w}{dy^2} \right)^2 \right] + M^2 (w^2 + u^2) \right], \tag{16}$$

Where $N_s = \frac{T_0^2 h^2 E_G}{k (T_d - T_c)^2}$

The ratio of heat transfer irreversibility to fluid friction irreversibility can be represented as

$$\Phi = \frac{N_f}{N_h} \tag{17}$$

where

$$N_h = \left(\frac{d\theta}{d\eta} \right)^2;$$

$$N_f = \frac{Br}{\Omega} \left[\frac{1}{a^2} \left[\left(\frac{d^2u}{dy^2} \right)^2 + \left(\frac{d^2w}{dy^2} \right)^2 \right] + M^2 (w^2 + u^2) \right] \tag{18}$$

An alternative irreversibility distribution ratio parameter is the Bejan number, it represents the ratio of heat transfer irreversibility to the total irreversibility due to heat transfer and fluid friction.

$$Be = \frac{N_h}{N_s} \tag{19}$$

In equation (19) Be is $0 \leq Be \leq 1$. $Be = 0$ gives the limit at which fluid friction irreversibility dominates entropy generation while $Be = 1$ denotes the dominance of heat transfer irreversibility over fluid friction irreversibility and $Be = 0.5$ is the case when heat transfer and fluid friction entropy generation rates are equal.

Figures 4 and 5 present the influence of rotation parameter (K^2), lower Biot number (Bi_1) and upper Biot number (Bi_2) on entropy generation and Bejan number. It is observed from Figure 4a that entropy generation decreases at plate $y = 0$ while it rises at plate $y = 1$ with increase in the rotation parameter. Figures 4b and 4b depict that entropy production is enhanced with increase in Biot numbers.

Furthermore, Figure 5a depicts that Bejan number reduces at plate $y = 0$ while it rises at $y = 1$. Figures 5b and 5c show that Bejan number increases significantly at the middle of the channel but the increase is not noticeable at the channel walls. Generally, entropy generation is dominated by heat transfer irreversibility between $0.3 \leq y \leq 1$.

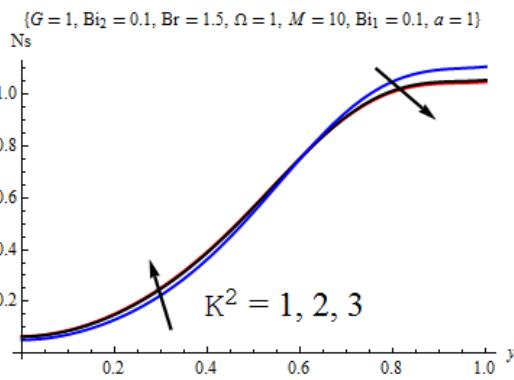


Figure 4a: Entropy generation for different K^2

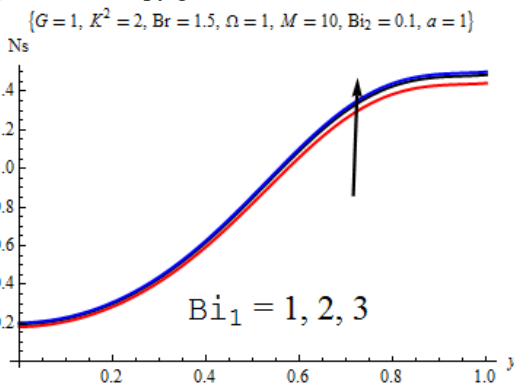


Figure 4b: Entropy generation for different Bi_1

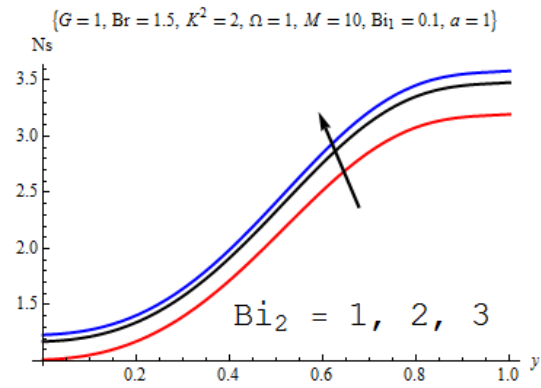


Figure 4c: Entropy generation for different Bi_2

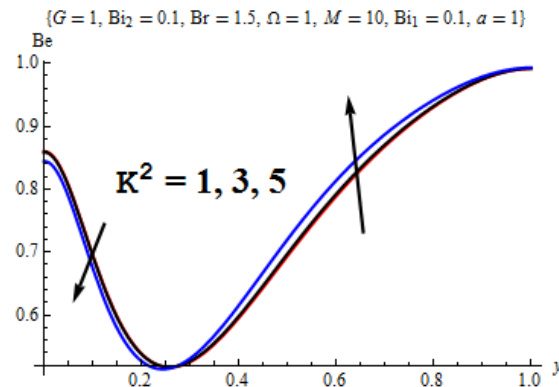


Figure 5a: Bejan number for different K^2

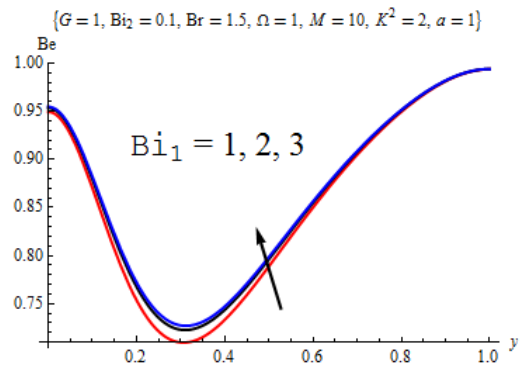


Figure 5b: Bejan number for different Bi_1

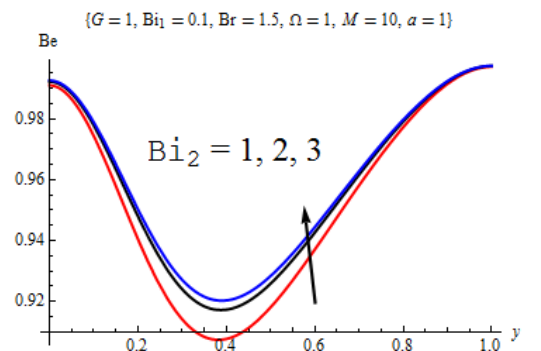


Figure 5c: Bejan number for different Bi_2

V. CONCLUSIONS

A numerical investigation into the rotation effect on the entropy generation of steady, viscous and incompressible MHD couple stress fluid has been conducted. The findings are;

- Rotation parameter retards primary fluid flow while secondary velocity is accelerated
- Magnetic parameter retards fluid motion,
- Rotation parameter and lower Biot number increase fluid speed while fluid temperature is reduced by upper Biot number
- Rotation parameter and Biot numbers increase temperature.
- Rotation parameter reduces Bejan number at the lower wall but increases it at the upper wall,
- The Biot numbers increase Bejan number.

REFERENCES

- [1] V.K. Stokes, Couple-stresses in fluids, *Phys. Fluids* 9, 1709–1715, 1966.
- [2] S.O. Adesanya, O.D. Makinde, "Heat transfer to magnetohydrodynamic non-Newtonian couple stress pulsatile flow between two parallel porous plates". *Z Naturforsch.*, vol. 67a: pp. 647–656, 2012.
- [3] N.T.M. Eldabe, A.A. Hassan, M.A.A. Mohamed, "Effect of couple stresses on the MHD of a non-Newtonian unsteady flow between two parallel porous plates". *Z Naturforsch.*, vol. 58a, pp. 204–210, 2003.
- [4] M. Zakaria, "MHD unsteady free convection flow of a couple stress fluid with one relaxation time through a porous medium", *Appl. Math. Comput.* vol. 146, pp. 469–494, 2003.
- [5] S. Sreenadh, S.N. Kishore, A.N.S. Srinivas, R.H. Reddy, "MHD Free convection flow of couple stress in a vertical porous layer", *Adv. Appl. Sci. Res.* vol. 2, no. 6, pp. 215–222, 2011.
- [6] D. Pal, N. Rudraiah, R. Devanathan, "A couple stress model of blood flow in the microcirculation", *Bull. Math. Biol.* vol. 50, pp. 329–344, 1988.
- [7] D. Srinivasacharya, D. Srikanth, "Effect of couple stresses on the pulsatile flow through a constricted annulus" *C. R Mecanique*, pp. 336:820–827, 2008.
- [8] U.M. Mokhiamar, W.A. Crosby, H.A. EL-Gamel, "A study of journal bearing lubricated by fluids with couple stresses considering the elasticity of the liner", *Wear*, pp. 224, pp. 194–201, 1999.
- [9] E. Walicki, A. Walicka, "Inertial effect in the squeeze film of couple-stress fluids in biological bearings", *Int. J. Appl. Mech. Eng.* vol. 4, pp. 363–373, 1999.
- [10] G. Ramanaiah, "Squeeze films between finite plates lubricated by fluids with couple stresses", *Wear*, vol. 17, pp. 315–320, 1979.
- [11] A. A. Opanuga, J. A. Gbadeyan, and S. A. Iyase, "Thermodynamics Analysis of Radiative Hydromagnetic Couple Stress Fluid through a Channel," *Lecture Notes in Engineering and Computer Science: Proceedings of The World Congress on Engineering 2017, 5-7 July, 2017, London, U.K.*, pp. 90-101.
- [12] A.A. Opanuga, J.A. Gbadeyan, and S.A. Iyase, Second law analysis of a reactive MHD couple stress fluid through porous medium, *International Journal of Applied Mathematics and Statistics*, vol. 56, no. 5, pp. 287-294, 2017
- [13] A.A. Opanuga, J.A. Gbadeyan, and S.A. Iyase, Second law analysis of hydromagnetic couple stress fluid embedded in a non-Darcian porous medium, *IAENG International Journal of Applied Mathematics*, vol. 47, no. 3, pp. 287-294, 2017.
- [14] S. O. Adesanya, S. O. Kareem, J. A. Falade and S. A. Arekete, "Entropy generation analysis for a reactive couple stress fluid flow through a channel saturated with porous material", *Energy*, vol. 93, pp. 1239-1245, 2015.
- [15] A.A. Opanuga, J.A. Gbadeyan, S.A. Iyase and H.I. Okagbue. Effect of thermal radiation on entropy generation of hydromagnetic flow through porous channel. *Pacific Journal of Science and Technology*, vol. 17, no. 2, pp.59-68, 2016.
- [16] S.O. Adesanya, O. D. Makinde, Irreversibility analysis in a couple stress film flow along an inclined heated plate with adiabatic free surface, *Physica A*, vol. 432, pp. 222–229, 2015.
- [17] S. O. Adesanya and O. D. Makinde, "Effects of couple stresses on entropy generation rate in a porous channel with convective heating", *Comp. Appl. Math.* vol. 34, pp. 293–307, 2015. DOI:10.1007/s40314-014-0117-z
- [18] S. O. Adesanya and M. B. Fakoya, "Second law analysis for couple stress fluid flow through a porous medium with constant heat flux", *Entropy*, vol. 19, no. 498, 2017; doi:10.3390/e19090498
- [19] D. Srinivasacharya, N. Srinivasacharyulu, and O. Odelu, "Flow of Couple Stress Fluid Between Two Parallel Porous Plates", *IAENG International Journal of Applied Mathematics*, vol. 41, no. 2,
- [20] D. Srinivasacharya, C. RamReddy, "Soret and Dufour effects on mixed convection in a non-Darcy porous medium saturated with micropolar fluid". *Nonlinear Anal. Model. Control*, vol. 16, pp. 100–115, 2011.
- [21] D. Srinivasacharya, K. Kaladhar "Mixed convection flow of couple stress fluid between parallel vertical plates with Hall and Ion-slip effects". *Commun. Nonlinear Sci. Numer. Simul.*, vol. 17, pp. 2447–2462, 2012.
- [22] A. A. Opanuga, H.I. Okagbue, O.O. Agboola, Irreversibility analysis of a radiative MHD Poiseuille flow through porous medium with slip condition, *Proceedings of the World Congress on Engineering 2017 Vol I WCE 2017, July 5-7, 2017, London, U.K.*
- [23] A.A. Opanuga, H.I. Okagbue, O.O. Agboola, O.F. Imaga, Entropy generation analysis of buoyancy effect on hydromagnetic Poiseuille flow with internal heat generation, *Defect and Diffusion*, 378(2017), 102-112 doi:10.4028/www.scientific.net/DDF.378.102
- [24] S.O. Adesanya, J.A. Falade, S. Jangili, O. A. Beg, Irreversibility analysis for reactive third- grade fluid flow and heat transfer with convective wall cooling, *Alexandria Engineering Journal*, 56, 153–160, 2017
- [25] S.O. Adesanya and O.D. Makinde, "Thermodynamic analysis for a third grade fluid through a vertical channel with internal heat generation", *Journal of Hydrodynamics*, vol. 27, no. 2, pp. 264-272, 2015. DOI: 10.1016/S1001-6058(15)60481-4
- [26] A.A. Opanuga, E. A. Owoloko, O.O. Agboola, H. I. Okagbue, Application of homotopy perturbation and modified Adomian decomposition methods for higher order boundary value problems, *Proceedings of the World Congress on Engineering 2017 Vol I WCE 2017, July 5-7, 2017, London, U.K.*
- [27] V. Daftardar-Gejj and H. Jafari, Solving a multi-order fractional differential equation using Adomian Decomposition, *Applied Mathematics and Computation*, vol. 189, no. 1, pp. 541-548, 2007.
- [28] A.M., Wazwaz, Analytical solution for the time-dependent Emden–Fowler type of equations by Adomian decomposition method, *Applied Mathematics and Computation*, vol. 166, no. 3, pp. 638-651, 2005.
- [29] A.A. Opanuga, E.A. Owoloko and H.I. Okagbue (2017). Comparison Homotopy Perturbation and Adomian Decomposition Techniques for Parabolic Equations. *Lecture Notes in Engineering and Computer Science: Proceedings of The World Congress on Engineering 2017, 5-7 July, 2017, London, U.K.*, pp24-27.
- [30] A. A. Opanuga, H. I. Okagbue, and O. O. Agboola, "Application of Semi-Analytical Technique for Solving Thirteenth Order Boundary Value Problem," *Lecture Notes in Engineering and Computer Science: Proceedings of The World Congress on Engineering and Computer Science 2017, 25-27 October, 2017, San Francisco, USA*, pp145-148
- [31] S. Das, R. N. Jana, A. J. Chamkha, "Entropy Generation in a Rotating Couette Flow with Suction/Injection" *Communications in Numerical Analysis*, no. 1, pp. 62-81, 2015. doi:10.5899/2015/cna-00229.
- [32] A. Bejan, *Entropy Generation through Heat and Fluid Flow*, Wiley, New York, 1982.